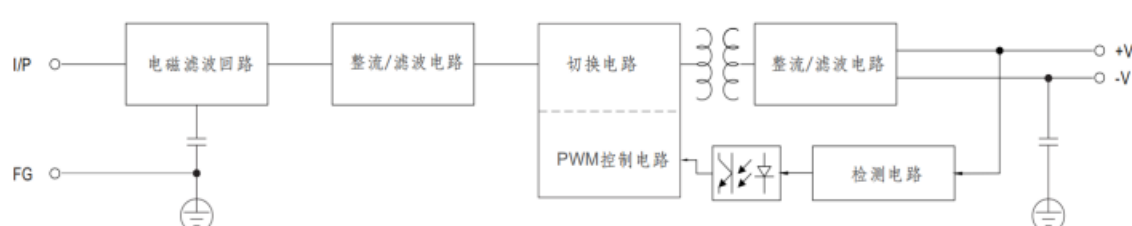


- High efficiency, long service life and high reliability
- output protection function: Over current/short circuit
- ultra wide operating temperature range -20°C~70°C
- long service life electrolytic capacitor
- 100% full load ageing test
- no fan, quiet
- 3 years


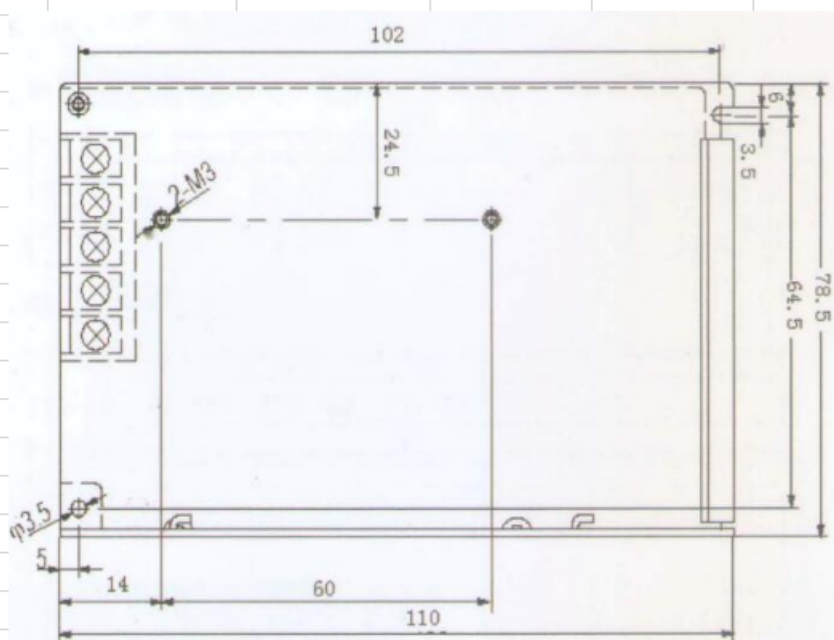


MODEL	HS-35-5	HS-35-12	HS-35-15	HS-35-24	HS-35-36	HS-35-48	
OUTPUT	DC Output	5V	12V	15V	24V	36V	48V
	Rated Current	7A	3A	2.3A	1.5A	1A	0.75A
	Current Range	0~7A	0~3A	0~2.3A	0~1.5A	0~1A	0~0.75A
	Ripple and Noise	50mV	120mV	150mV	200mV	200mV	200mV
	Voltage ADJ. Range	±10% of rated output voltage					
	Voltage Accuracy	±2.0%	±1.0%	±1.0%	±1.0%	±1.0%	±1.0%
	Line Regulation	±0.5%	±0.5%	±0.5%	±0.5%	±0.5%	±0.5%
	Load Regulation	±1.5%	±0.5%	±0.5%	±0.5%	±0.5%	±0.5%
	Set-up Time	< 1S (230VAC input), < 2S (115VAC input)					
	Hold up Time	< 70ms/230VAC 15ms/115VAC					
INPUT	Voltage Range	88Vac~264Vac					
	Frequency Range	47Hz~63Hz					
	Efficiency	81%	85%	86%	88%	88%	89%
	Inrush Current (Typical)	< 30A@230VAC < 20A@115VAC Cold start					
PROTECTION	Over Load	105%~135% of rated output current, hiccup mode, auto recovery					
	Over power	120%~130% of rated output current, hiccup mode, auto recovery					
	Short Circuit	Long-term mode, auto recovery					
ENVIRONMENT	Operating amb. Temp. & Hum.	-30°C~70°C; 25%~90%RH					
	Storage Temp. & Hum.	-40°C~85°C; 10%~95%RH					
SAFETY & EMC	Safety Standards	Reference GB4943/EN60950, UL62368-1, TUV EN62368-1					
	Withstand Voltage	Primary-Secondary:3.0KVac; Primary-PG:1.5KVac; Secondary-PG:0.5KVDC					
OTHERS	MTBF (MIL-HDBK-217F)	More than 100,000Hrs (25°C, Full load)					
	Dimension (L*W*H)	110*78*35mm					
	Packing	400g/PCS					
	Cooling method	Cooling by free air convection					
NOTE	1. All parameters NOT specially mentioned are measured at rated input, rated load and 25°C of ambient temperature.						

### 内部机构方框图



### 机构尺寸图:



### 降额曲线:

