



600W Single output power supply

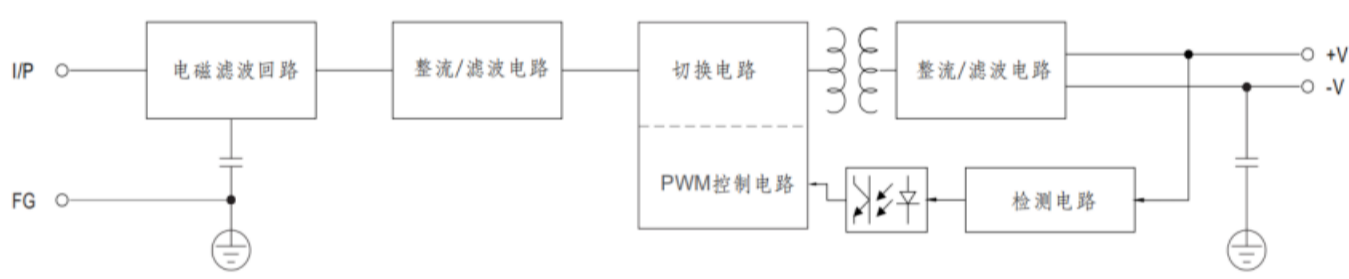
HS Series

- High efficiency, long service life and high reliability
- Output protection function: Over current/short circuit
- Ultra wide operating temperature range -25°C~70°C
- Long service life electrolytic capacitor
- 100% full load ageing test
- Fan Cooling
- 3 years

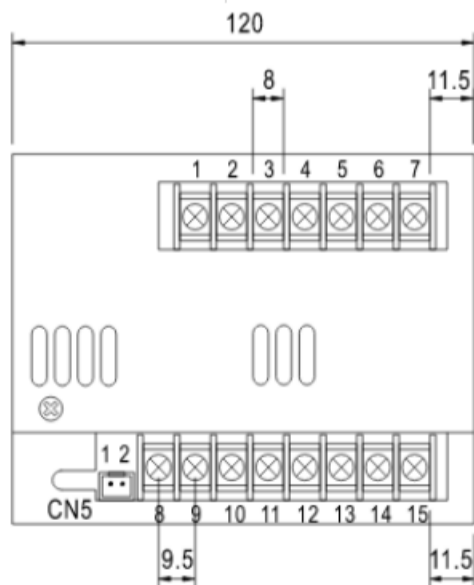
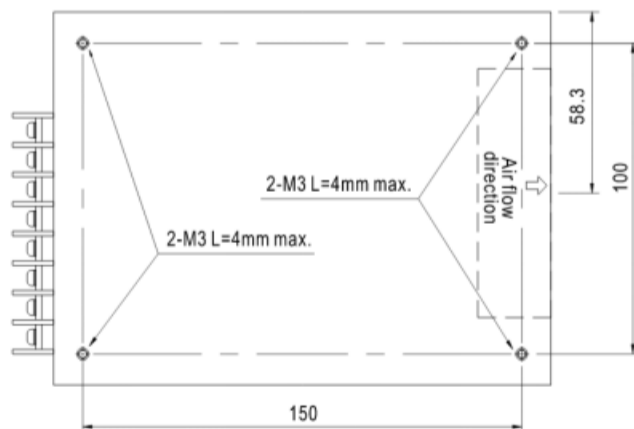
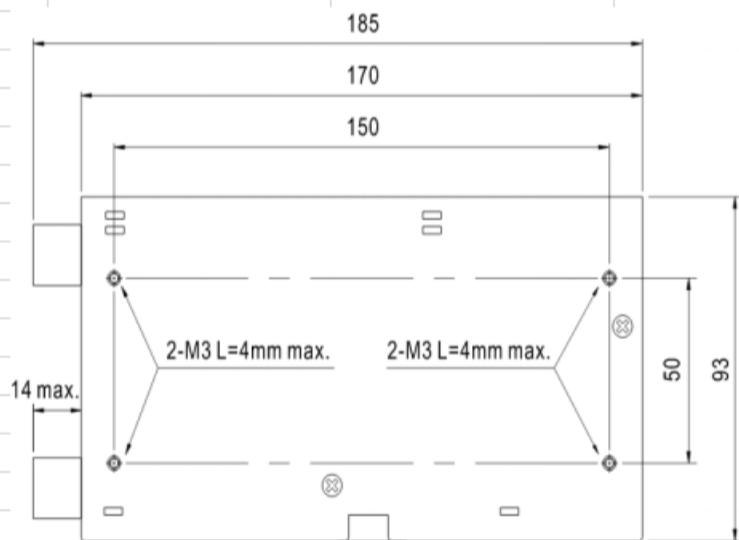


MODEL	HS-600-12	HS-600-24	HS-600-36	HS-600-48	
OUTPUT	DC Output	12V	24V	36V	48V
	Rated Current	50A	25A	16.7A	12.5A
	Current Range	0~50A	0~25A	0~16.7A	0~12.5A
	Ripple and Noise	120mV	200mV	200mV	200mV
	Voltage ADJ. Range	±10% of rated output voltage			
	Voltage Accuracy	±1.0%	±1.0%	±1.0%	±1.0%
	Line Regulation	±0.5%	±0.5%	±0.5%	±0.5%
	Load Regulation	±0.5%	±0.5%	±0.5%	±0.5%
	Set-up Time	< 2S (230VAC input), < 2S (115VAC input)			
	Hold up Time	< 70ms/230VAC 15ms/115VAC			
INPUT	Voltage Range	176VAC~264VAC			
	Frequency Range	47Hz~63Hz			
	Efficiency	80%	82%	83%	84%
	Inrush Current (Typical)	<60A@230VAC <50A@115VAC Cold start			
PROTECTION	Over Load	105%~135% of rated output current, hiccup mode, auto recovery			
	Over power	120%~130% of rated output current, hiccup mode, auto recovery			
	Short Circuit	Long-term mode, auto recovery			
ENVIRONMENT	Operating amb. Temp. & Hum.	-20°C~60°C; 25%~90%RH			
	Storage Temp. & Hum.	-40°C~85°C; 10%~95%RH			
SAFETY&EMC	Safety Standards	Reference GB4943/EN60950, UL62368-1, TUV EN62368-1			
	Withstand Voltage	Primary-Secondary:3.0KVac; Primary-PG:1.5KVac; Secondary-PG:0.5KVDC			
OTHERS	MTBF (MIL-HDBK-217F)	More than 100,000Hrs (25°C, Full load)			
	Dimension (L*W*H)	170*120*93mm			
	Packing	2kg/PCS			
	Cooling method	Fan Cooling			
NOTE	1.All parameters NOT specially mentioned are measured at rated input, rated load and 25°C of ambient temperature.				

Block diagram of internal mechanism



Dimensional drawing of mechanism:



Declining curve:

