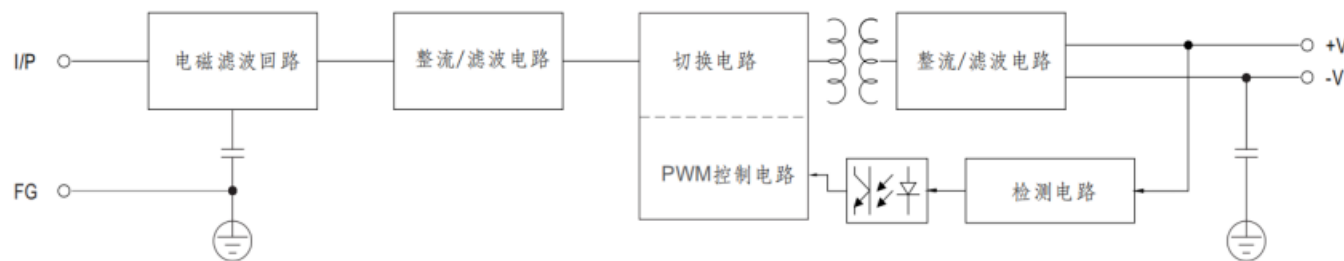


- High efficiency, long service life and high reliability
- output protection function: Over current/short circuit
- ultra wide operating temperature range -30 ° C ~ 70 ° C
- long service life electrolytic capacitor
- 100% full load ageing test
- no fan, quiet
- 3 years

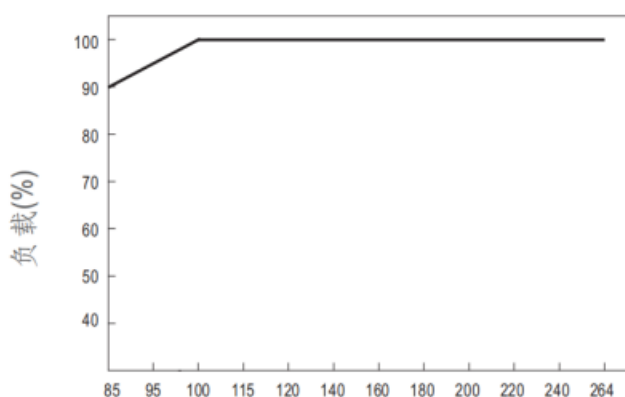
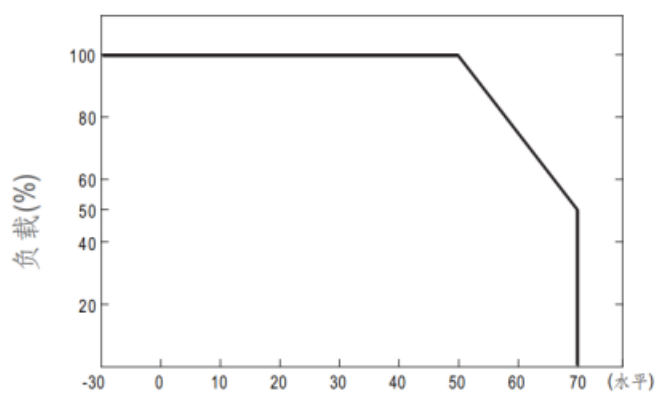


MODEL		PD-20-A		PD-20-B		PD-20-C	
OUTPUT	DC Output	5V	12V	5V	24V	12V	24V
	Rated Current	2A	0.8A	2A	0.4A	0.8A	0.43A
	Current Range	0.4~2A	0~0.8A	0.4~2A	0~0.4A	0.4~0.8A	0~0.43A
	Ripple and Noise	50mV	120mV	50mV	200mV	120mV	200mV
	Voltage ADJ. Range	±10% of rated output voltage					
	Voltage Accuracy	±2.0%	±5.0%	±2.0%	±5.0%	±2.0%	±5.0%
	Line Regulation	±0.5%	±1.5%	±0.5%	±1.5%	±0.5%	±1.5%
	Load Regulation	±0.5%	±3%	±0.5%	±3%	±0.5%	±3%
	Set-up Time	< 1.5S (230VAC Input), < 2.5S (115VAC Input)					
	Hold up Time	< 70ms/230VAC 15ms/115VAC					
INPUT	Voltage Range	88Vac~264Vac					
	Frequency Range	47Hz~63Hz					
	Efficiency	72%		73%		74%	
	Inrush Current (Typical)	< 30A@230VAC < 20A@115VAC Cold start					
PROTECTION	Over Load	105%~135% of rated output current, hiccup mode, auto recovery					
	Over power	120%~130% of rated output current, hiccup mode, auto recovery					
	Short Circuit	Long-term mode, auto recovery					
ENVIRONMENT	Operating amb. Temp. & Hum.	-30°C~70°C; 25%~90%RH					
	Storage Temp. & Hum.	-40°C~85°C; 10%~95%RH					
SAFETY & EMC	Safety Standards	Reference GB4943/EN60950, UL62368-1, TUV EN62368-1					
	Withstand Voltage	input- output:3KVac; I/P-O/P:100M Ohms/500VDC 70%RH					
OTHERS	MTBF (MIL-HDBK-217F)	More than 100,000Hrs (25°C, Full load)					
	Dimension (L*W*H)	125*50*25mm					
	Packing	200g/PCS					
	Cooling method	Cooling by free air convection					
NOTE	1. All parameters NOT specially mentioned are measured at rated input, rated load and 25°C of ambient temperature.						

Block diagram of internal mechanism



Declining curve:



环境温度 (°C)

输入电压(V)60Hz